

# DU Learning Guide

## How safe are you?

### What's it all about?

The website **Get Safe Online** ([www.getsafeonline.org](http://www.getsafeonline.org)) has lots of clear and useful advice about things that you can do to avoid becoming a victim of fraud, identity theft and other Internet crimes.

It has a quiz, **Just how safe are you?** that asks you ten questions about online security and directs you to pages with more information if you want to find out.

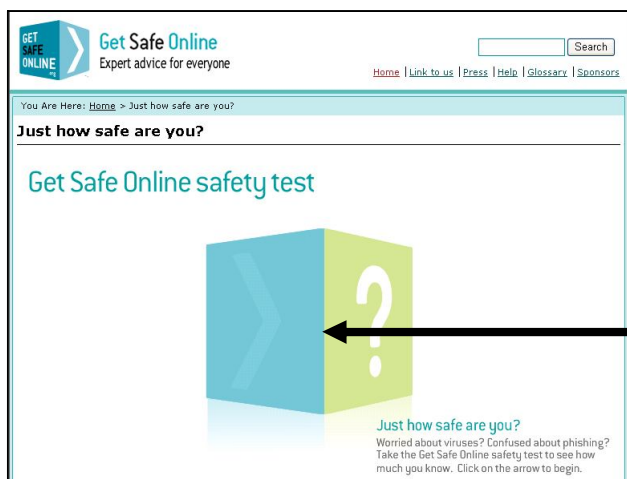
### Try this

- Type [www.getsafeonline.org](http://www.getsafeonline.org) into the address line of your browser and press **Enter**.



You'll find the quiz on the **Home Page** of **Get Safe Online**

Click on this link to start the quiz.

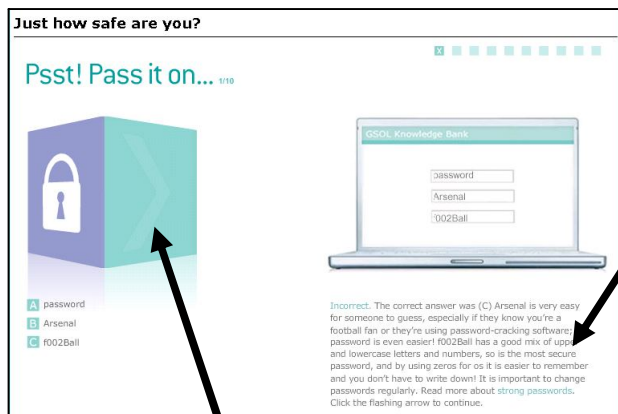
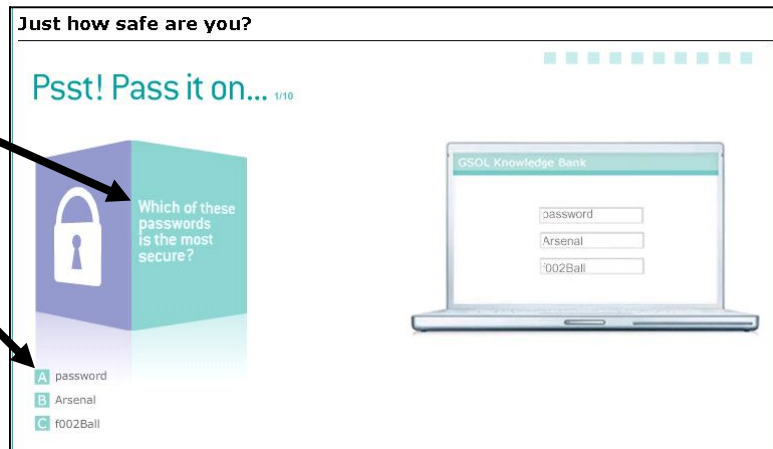


The quiz may take some time to start, depending on your Internet connection speed.

When the box stops spinning and the **Just how safe are you?** text is displayed, it's ready to go.

Click on the arrow on the side of the blue and green box to start.

The first question will be displayed.  
Click on one of the answers below.



The questions will disappear and text will be displayed to tell you whether your answer is correct or incorrect.

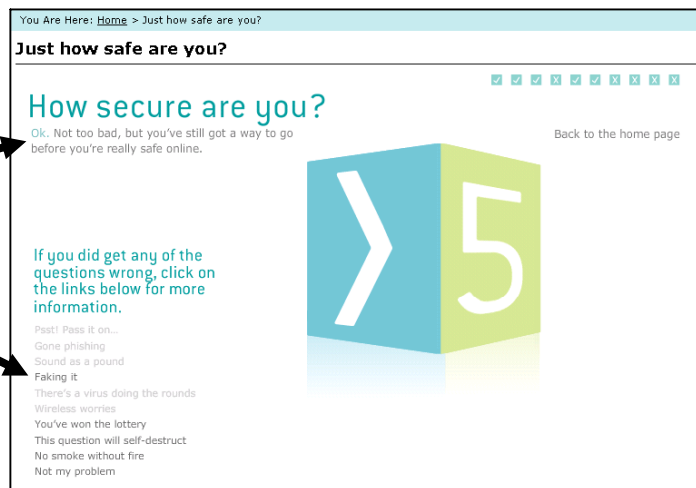
There will also be a link to more information.

Don't worry if your answer is incorrect – it's a chance to find out something that will help you stay safe online

Click the arrow on the box to go to the next question.

When you have answered the ten questions, your score will be displayed and you'll be told how you got on.

You can find more information on questions you got wrong by clicking on the black links.



So how did you get on?

Don't worry if you didn't score 10 – it's not a test, just a fun way to introduce you to this very useful source of information and advice about staying safe online.