

DU Learning Guide

Set up a Wiki

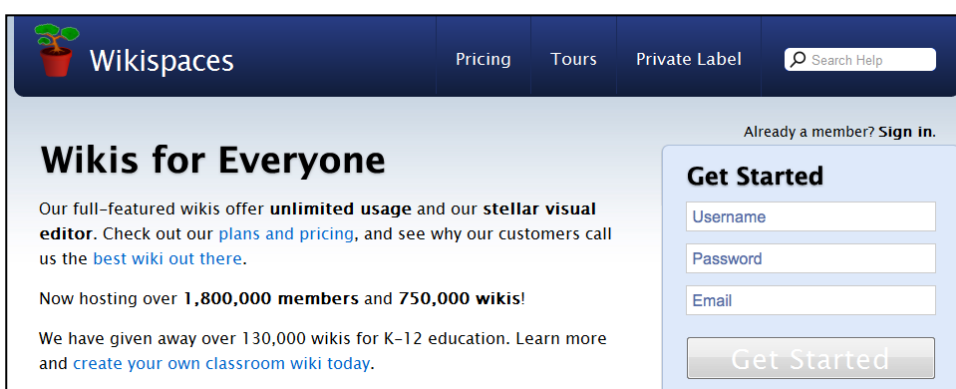
'Now I can set up my own website to capture knowledge.'

What's it all about?

This Guide takes you through the first steps in creating your own Wiki, using **wikispaces**. This tool has lots of features, and you'll need to spend some time learning how to use them. But once you've started, you can explore in your own time, with the aid of the very good **Help** features.

Try this

- Type www.wikispaces.com into the address bar of your browser and press **Enter**.



- Click on **Username** and type the name that you want to be known by. It does not have to be your own name.

Tip: Your username and Wiki space name must have no spaces. Try using hyphens.

- Select a password and enter your e-mail address.
- Click Get Started.

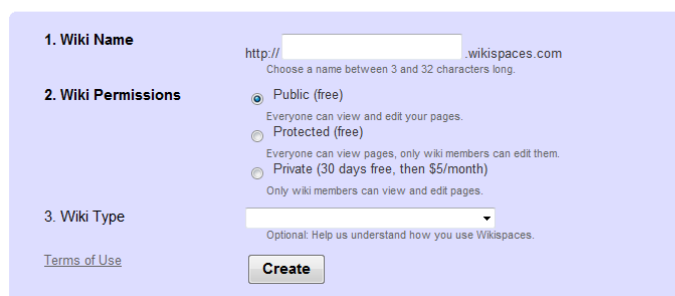
On the next page you'll be asked to confirm your e-mail address by clicking on a link in a message sent to your e-mail.

When you have done that, you can **Create a New Wiki**.

Your New Account

We have created your account on Wikispaces. You are logged in and ready to go! Create a wiki below, or go on to your [dashboard](#).

Create a New Wiki



Before doing this, you should read the Help pages.



Wikispaces

sally_silver · My Account · Help · Sign Out · wikispaces

Create a New Wiki Search Wikispaces

Home

Looking for our old Help content? Go to www.wikispaces.com/help+index.

We are planning to build Search into the new Help content. For now, you can go to <http://help.wikispaces.com> and search that wiki.

Introduction to Wikispaces

- What is a Wikispace?
- Wiki Examples and Ideas
- Create a Wikispaces Account
- Wikispaces Tours
- Wikispaces Plans
- Wikispaces K-12 Educational Plan

Table of Contents

- Introduction to Wikispaces
- Editing a Page
- Manage Wiki
- User Accounts
- Adding Members to Your Wiki
- Advanced Features
- Wikitext
- Troubleshooting
- About Wikispaces

The **Introduction to Wikispaces** will give you some examples of how to use a wiki.

Home > Introduction to Wikispaces > Example Spaces

What can I use Wikispaces for?

Wikispaces is great for any kind of group website. It's for families, classrooms, sports teams, community groups, book clubs, fan clubs, party organizers, wedding planners, and more. Learn more about what Wikispaces can do - [take a tour](#).

Table of Contents

- What can I use Wikispaces for?
- Keep a family scrapbook
- Energize your classroom
- Organize group activities
- Share your passion and learn

Keep a family scrapbook

A wikispace is a great way to build a family website that the entire family can work on. Put up family news, stories, and pictures and your family members can then update, add, and comment helping it become the place you go to for family news. Wikispaces is so easy to use, everyone can participate.


Family Scrapbook [edit page](#) · [discussion](#) · [show options >>](#)

The Jones Family

Welcome to the Jones Family Scrapbook. This site is maintained by the entire Jones Family! Feel free to add your latest news.

Fourth of July Picnic

Jeff, Sue, Timmy, and Bobby came down to Larksville for a picnic with the local clan. The eight of us spent a great day eating too much and enjoying the sun.



Welcome Melissa Jones

Shirley and Dave have a new baby, Melissa. Mother and daughter are doing well and all are invited to visit.